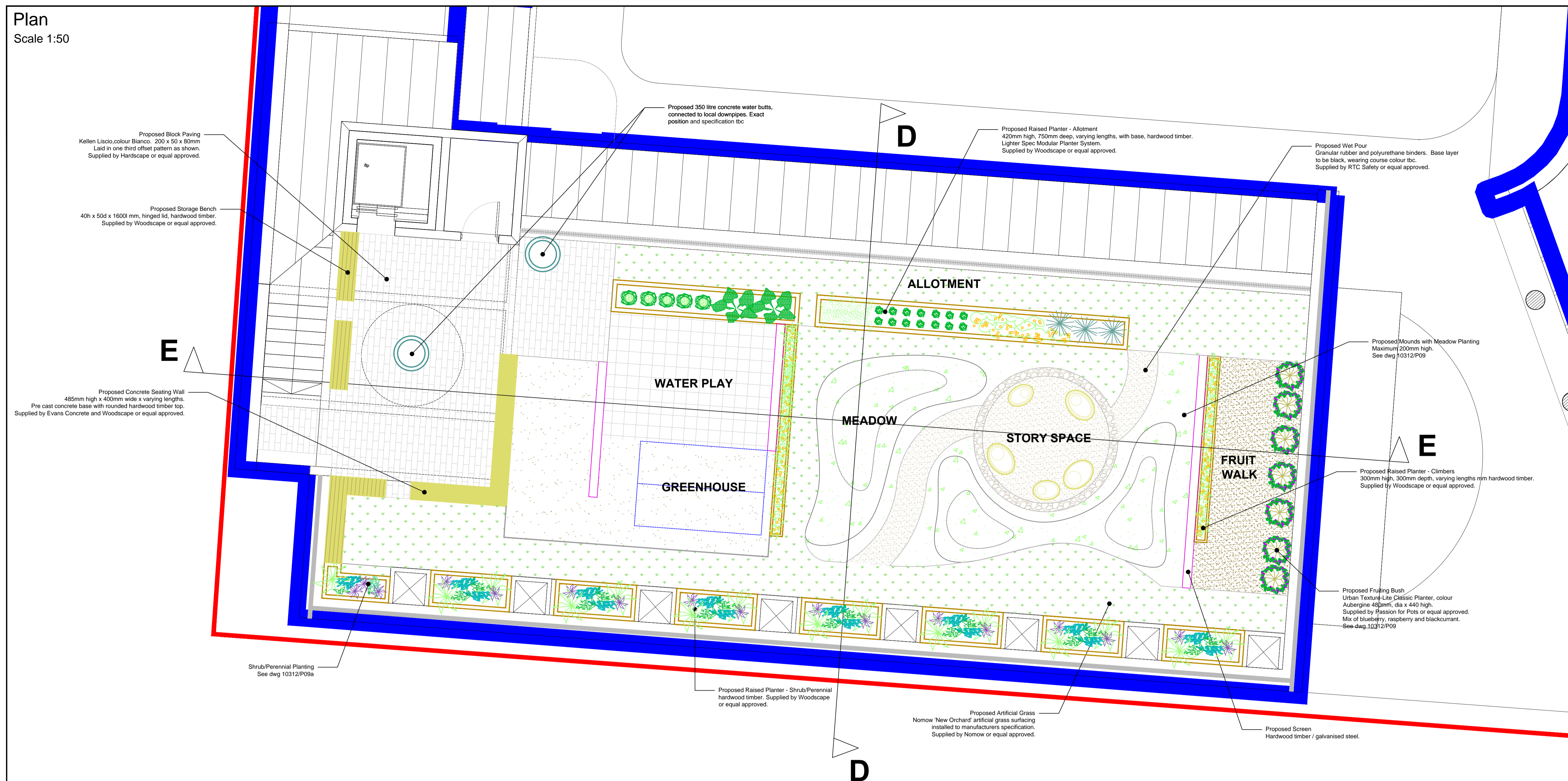


**Plan**

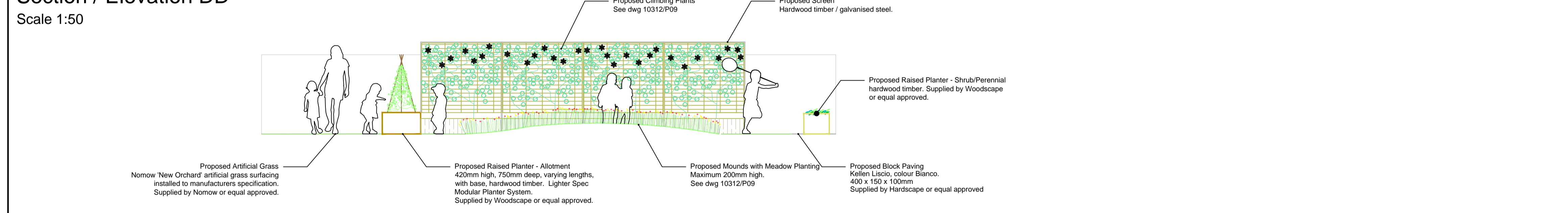
Scale 1:50



Key	
	<b>Proposed Block Paving</b> Kellen Liscio, colour Blanco. 200 x 50 x 80mm Laid in one third offset pattern as shown. Supplied by Hardscape or equal approved.
	<b>Proposed Water Play Paving</b> 300 x 300 x 50mm concrete slabs with pools and rills. Supplied by Hardscape or equal approved.
	<b>Proposed Wet Pour</b> Granular rubber and polyurethane binders. Base layer to be black, wearing course colour tbc. Supplied by RTC Safety or equal approved.
	<b>Proposed Concrete Pin Kerb</b> Edging to be formed of Concrete, round top, pin kerb edging 600 x 150 x 50mm. Supplied by Marshalls or equal approved.
	<b>Proposed Steel Edging System</b> Flexible, galvanised steel edging system Size 4.0mm, length: 2500mm, depth: 200 mm. Supplied by Everedge or equal approved.
	<b>Proposed Screen</b> Hardwood timber / galvanised steel. Height 1800mm, varying lengths.
	<b>Proposed Raised Planter - Allotment</b> 420mm high, 750mm deep, varying lengths, with base, hardwood timber. Lighter Spec Modular Planter System. Supplied by Woodscape or equal approved.
	<b>Sculptural Pebble Seating</b> Hardwood timber, varying width and length, maximum height 300mm. Supplied by Woodscape or equal approved.
	<b>Proposed Concrete Seating Wall</b> 485mm high x 400mm wide x varying lengths. Pre cast concrete base with rounded hardwood timber top. Supplied by Evans Concrete and Woodscape or equal approved.
	<b>Proposed Storage Bench</b> 400mm high, 500mm depth, 1600mm length, hinged lid, hardwood timber. Supplied by Woodscape or equal approved.
	<b>Proposed Raised Planter - Shrub/Perennial</b> 400mm high, 500mm depth, 1900mm length, hardwood timber. Supplied by Woodscape or equal approved.
	<b>Proposed Raised Planter - Climbers</b> 300mm high, 300mm depth, varying lengths mm hardwood timber. Supplied by Woodscape or equal approved.
	<b>Proposed Water Butt</b> 350 litre concrete container. Exact location and specification tbc.
	<b>Proposed Railing</b> As specified by Architect
	<b>Proposed Parapet</b> 1550mm high as specified by Architect.
	<b>Proposed Pebble Circle</b> Scottish River Pebbles 100-200mm. To be supplied by Hardscape or equal approved.
	<b>Proposed Artificial Grass</b> Nomow 'New Orchard' artificial grass surfacing installed to manufacturers specification. Supplied by Nomow or equal approved.
	<b>Proposed Mounds</b> Maximum 200mm high.
	<b>Proposed Planting</b> See dwg 10312/P09a for details
	<b>Proposed Fruiting Bush</b> Urban Texture-Lite Classic Planter, colour Aubergine 480mm, dia x 440 high. Supplied by Passion for Pots or equal approved. Mix of blueberry, raspberry and blackcurrant. See dwg 10312/P09
	<b>Proposed Greenhouse</b> Halls Popular 4x6 Greenhouse Supplied by Greenhouse Warehouse or equal approved.

**Section / Elevation DD**

Scale 1:50



**Specification**

**GENERAL**  
Proposals to be read in conjunction with Architect's and Engineer's Drawings:  
The landscape contractor is to take all safety precautions to prevent any injury to any persons. The landscape contractor shall comply with the requirements of the Health and Safety at Work Act 1974 and current Construction, Design and Management Regulations.  
All finished surface levels to allow for surface drainage to slot drain, gullies or permeable paving areas.

**PAVING TO SENSORY ALLOTMENT GARDEN**  
Surface course Kellen Liscio, colour Blanco. 400 x 150 x 80mm  
Laid in one third offset pattern as shown.  
Surface course Water Play Paving. 300x300x50 concrete slabs with pools and rills.  
Supplied by Hardscape or equal approved.  
Build up below paving to be specified by Engineer.

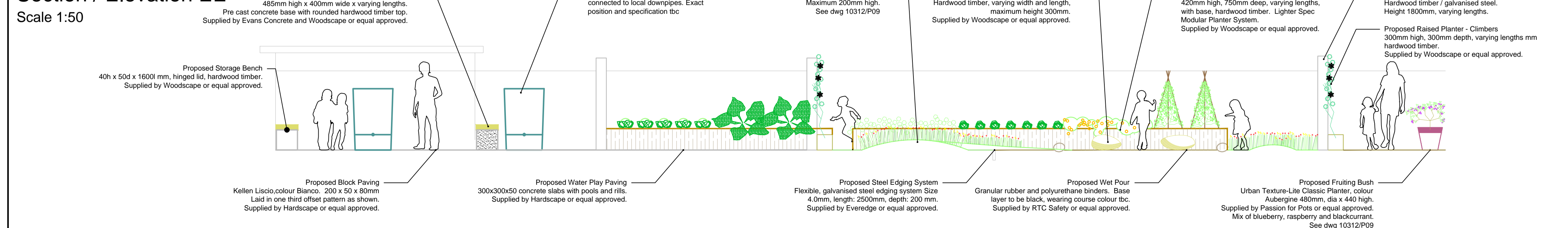
**EXISTING / PROPOSED MANHOLE / SERVICE COVERS**  
Where possible existing covers within the public realm to be replaced with galvanised steel trays to take paving as detailed above.

**WET POUR TO FOOTPATHS / STORY SPACE**  
Granular rubber and polyurethane binders. Base layer to be black, wearing course colour tbc.  
Supplied by RTC Safety or equal approved.  
Edging to be formed of flexible, galvanised steel edging system, 'Everedge Titan' or equal approved. Size 4.0mm, length: 2500mm, depth: 200 mm.

**ARTIFICIAL GRASS SURFACING**  
Nomow 'New Orchard' artificial grass surfacing installed to manufacturers specification.  
Supplied by Nomow or equal approved.  
Edging to be formed of flexible, galvanised steel edging system, 'Everedge Titan' or equal approved. Size 4.0mm, length: 2500mm, depth: 200 mm.

**Section / Elevation EE**

Scale 1:50



**WET POUR TO FOOTPATHS / STORY SPACE**  
Granular rubber and polyurethane binders. Base layer to be black, wearing course colour tbc.  
Supplied by RTC Safety or equal approved.  
Edging to be formed of flexible, galvanised steel edging system, 'Everedge Titan' or equal approved. Size 4.0mm, length: 2500mm, depth: 200 mm.

**ARTIFICIAL GRASS SURFACING**  
Nomow 'New Orchard' artificial grass surfacing installed to manufacturers specification.  
Supplied by Nomow or equal approved.  
Edging to be formed of flexible, galvanised steel edging system, 'Everedge Titan' or equal approved. Size 4.0mm, length: 2500mm, depth: 200 mm.

**Note:** Final layout to be confirmed with Hackney New Primary School and Henley Halebrown Rorrison

↑  
N

This document should not be relied on or used in circumstances other than those for which it was prepared and for which Tyler Grange is responsible. Tyler Grange accepts no responsibility for the document or any other party other than the person by whom it was prepared.

Date: \_\_\_\_\_

**Thornsett**

**Project Name**  
**Hackney New Primary School**

**Proposed Title**  
**Sensory Garden / Allotment Detailed Proposals**

**PLANNING**

**TG Tyler Grange**

Ladyfield House, Station Road, Wilmslow, Cheshire, SK9 1BB  
t: 01625 525 771 | e: info@tylgrange.co.uk | www.tylgrange.co.uk

Scale: 1:50 A1	Date: August 2016
Drawn by: [Name]	Checked by: [Name]
Project No: 10312/P08	Revision: A